

Lesson

9

TOPIC: **Courage**



Vocabulary in Context 262

Read and Comprehend: Conclusions and Generalizations • Infer/Predict 264

Storm Warriors HISTORICAL FICTION 266
by Elisa Carbone • illustrated by James Ransome

Dig Deeper 278

Your Turn 280

Pea Island's Forgotten Heroes INFORMATIONAL TEXT 282


Compare Texts 285

Grammar/Informative Writing 286

Lesson

10

TOPIC: **Animal Behaviors**



Vocabulary in Context 290

Read and Comprehend: Main Ideas and Details • Monitor/Clarify. . . . 292

Cougars INFORMATIONAL TEXT 294
by Patricia Corrigan

Dig Deeper 306

Your Turn 308


"Purr-fection" POETRY 310

Compare Texts 313

Grammar/Informative Writing 314

Performance Task

Write an Informational Essay 318





Hound Dog True

REALISTIC FICTION

by Linda Urban





LANGUAGE DETECTIVE

Talk About the Writer's Words

Work with a partner. Choose one of the sentences. Take out the Vocabulary word. Put in a word that means the same or almost the same thing. Tell how the sentences are the same and different.

Vocabulary in Context


1 resemble

Some house cats **resemble**, or look like, cougars, but cougars are much bigger.



2 detecting

Excellent eyesight and a good sense of smell help lions in finding, or **detecting**, their prey.



3 keen

All cats have sharp, **keen** night vision. It is a great aid to them when hunting.



4 vary

The color of tiger stripes can **vary** from black and orange to black and white.



- ▶ Study each **Context Card**.
- ▶ Use a dictionary to determine the part of speech of each Vocabulary word.


5 **unobserved**

Hiding under the rug, this kitten is **unobserved**, or unseen, by its owner.




6 **mature**

As cougars **mature** from cubs to adults, their eyes change from blue to greenish-yellow.




7 **particular**

A house cat may prefer a **particular**, or certain, brand of food. It will eat only that kind.



8 **available**

Big cats can live only where plenty of food is **available**, or obtainable.



9 **ferocious**


The savage, **ferocious** roar of a tiger signals that the animal is angry.



10 **contentment**

Like wild cats, house cats purr with **contentment** when they are satisfied.

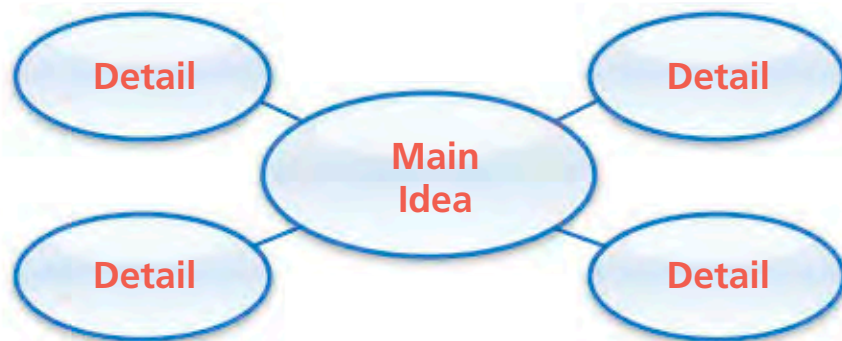




Read and Comprehend

✓ TARGET SKILL

Main Ideas and Details As you read “Cougars,” look for the **main ideas**, or most important points, that the author makes about cougars and their habitats. Each main idea is supported by **details**, such as facts, examples, and descriptions. You can use these main ideas and important details to **summarize** part or all of a text. To keep track of the main ideas in each part of the selection, use a graphic organizer like this one.



✓ TARGET STRATEGY

Monitor/Clarify As you read “Cougars,” remember to **monitor**, or notice, how well you understand the text. If there is something you do not understand, pause to **clarify** it, or make it clear.

PREVIEW THE TOPIC

Animal Behaviors

Have you ever seen a dog trample the ground in circles before it settles down to sleep? Have you noticed how squirrels drop nuts from trees to crack the shells? Behaviors like these teach us about animals' intelligence and adaptability. Observing the behaviors of wild animals helps us find ways to protect both the animals and their habitats.

In "Cougars," the author shares many details about the behavior of these wild cats. Although cougars are not easy to study, scientists have tried to learn as much as they can about them. In certain regions, cougars are an important part of the ecosystem and play a crucial role in the chain of life.




Talk About It

What kinds of animal behaviors have you noticed? What do you think they mean? Write your answers. Then share your ideas with your classmates.

Lesson 10

ANCHOR TEXT



✓ GENRE

Informational text gives facts and details about a topic. As you read, look for:

- ▶ information that is clearly organized
- ▶ domain-specific vocabulary that aids understanding
- ▶ photographs and captions that enhance the text

MEET THE AUTHOR

PATRICIA CORRIGAN

Patricia Corrigan began writing for her local newspaper while she was still in high school. Since then, she has been a writer for the *St. Louis Post-Dispatch* and has published numerous magazine articles, nonfiction books for adults, and nature books for children. She loves to travel and has taken trips to Argentina and Egypt.



COUGARS

BY PATRICIA CORRIGAN

ESSENTIAL QUESTION


What can a scientist learn by observing the behaviors of a particular animal?

Cougars are seldom seen and rarely heard. In fact, they often live their entire lives **unobserved** by humans!

But we do know that these members of the cat family live in eleven western U.S. states. They are found from the southernmost tip of Alaska down to where the California border meets Mexico and east all the way to the edge of Texas. Their cousins, Florida panthers, live in Florida. In Canada, cougars are found in British Columbia and parts of Alberta. Cougars also live throughout Mexico, Central America, and South America.

In different areas of the world, cougars have different names. They may be called mountain lions, wildcats, pumas, painters, fire cats, swamp lions, or catamounts. In Mexico, Spanish for cougar is *el león* (leh OHN), which means “the lion.” And sometimes they are known by nicknames like “ghost of the wilderness” and “ghost walker.”

Fortunately, cougars are able to live in many different habitats. Over time, they have adapted, or evolved, for living in places such as snow-capped mountains, jungles thick with vegetation, cool pine forests, grassy plains, and murky swamps. For instance, cougars that live in northern mountains tend to be larger and have a thicker coat of fur than cougars that live elsewhere. They learned to climb trees. And they also can swim if necessary, but usually prefer to stay dry—like their relative, the house cat!



The average cougar measures from 3.3 to 5.3 feet long and stands about 2 feet high at the shoulder. Adult male cougars weigh up to 225 pounds, and adult females usually are slightly smaller. A cougar's tail may measure up to 32 inches, almost two-thirds the length of the animal's body.

ANALYZE THE TEXT

Main Ideas and Details What is the topic of this selection? How do you know? Choose a paragraph on one of these two pages. State its main idea and explain how it is supported by details.

Cougars don't hunt from trees, but a high branch makes a good lookout spot.





Cougars have good balance and can easily leap over fallen trees and onto rocks without slowing down.

The cougar is one species (SPEE sees), or kind, of wild cat. Cougars are medium-sized, along with bobcats and lynxes. Tigers, lions, and leopards all are larger and heavier.

Cougars are muscular and sleek, with little fat on their bodies. Fat usually serves as excellent insulation and keeps an animal's body warm. But because cougars have little of this kind of insulation, they have another natural defense against the cold: their fur coats keep them warm.

The layer of hair closest to the skin, called the underfur, is woolly and short. The top layer is made up of longer hairs, called guard hairs. These hairs are hollow and trap the air to keep cold temperatures from reaching the animal's skin.

Unlike humans, cougars have no sweat glands, so the cougars that live in warm climates cool themselves the same way dogs do, by panting to release heat from their bodies.

ANALYZE THE TEXT

Domain-Specific Vocabulary The author defines several domain-specific words on pages 298–299. How does the author's use of these words help strengthen the text? Does she seem more or less credible as a science writer? Why?



Cougars' coats are usually tawny, or orange-brown. They also may be gray, sandy brown, reddish-brown, and tan. All adult cougars have black markings on the sides of the muzzle, or snout, where the whiskers are. Some people say this area looks as if the cougar has a "mustache." If cougars were less secretive, scientists might be able to tell individual animals apart by the dark patterns on the muzzles, but few of the animals are ever seen.

The chin is white, as is the area right under the pinkish-brown nose. The tips of their tails also are black. The underside of most cougars is light, sometimes nearly white. At first glance, adult cougars **resemble** female lions.

Their coloring helps them blend in with their surroundings. It is good camouflage (KAM uh flahj) and helps them hide from their prey (PRAY), or the animals they hunt for food.

Cougars have good eyesight. In fact, vision is their best-developed sense. Researchers believe that they can see moving prey from long distances. The cougar's yellow eyes have large, round pupils that take in all **available** light. That helps the animal see at night almost as well as during the day.

A **keen** sense of hearing is important for cougars. They even can move their small, rounded ears to take in sounds coming from different directions. Cougars also have a strong sense of smell, which can really be useful when following prey. Still, their sense of smell is not as well developed as their senses of sight or hearing.

Like all of their cat relatives, cougars have whiskers. These sensitive hairs are also called vibrissae (vy BRIHS ee). They grow on either side of the animal's nose and mouth, above the eyes, and sometimes on the chin.

These whiskers **vary** in length, but most of the whiskers found on the muzzle are long enough to stretch past the side of the face and back to the edge of the ear. The cougar uses whiskers to gather information through touch. With its whiskers, a cougar can determine the height of the grass, the width of the space under a rock, and whether a bush would be easy or difficult to push through.

Cougars make a variety of sounds, or vocalizations. Their meow, which is a sign of **contentment**, is much louder than that of a pet cat. They also purr when they are contented. Cougars hiss first and then growl when they feel threatened. Unlike lions, cougars cannot roar.



Like all cats, cougars groom themselves. Grooming helps keep their coats clean. They use their rough tongues to remove any loose hair and to untangle any matted hair. Female cougars groom their babies constantly, and young siblings have been seen grooming one another.

Mothers pick up their kittens by the scruff of the neck to move them one at a time to a new den site.





When a cougar sees an enemy nearby, it may try to look **ferocious** and scare it away by showing its teeth and growling.

Cougars have very strong jaws. And they have three kinds of teeth, 24 in all. The carnassial (kar NASS ee uhl) teeth are located on both the top and bottom jaws. They are long and sharp, used for slicing or shearing. The canine (KAY nyn) teeth are thick and sharp, used for puncturing. The incisors (ihn SYZ ohrz) are small and straight, used for cutting and some chewing. But cougars don't chew their food very well. They mostly gulp down large chunks.

Most adult cougars are solitary, which means they live alone. They protect their territory from intruders, including other cougars. Each cougar needs a lot of space, an average of as much as 200 square miles for adult males and less than half that for adult females. They may walk as far as 30 miles in a day, searching for food or patrolling their territory.



Males and females look alike, but it is the female that cares for the young.

Newborn kittens have soft, fluffy-looking fur that is speckled with brown spots. This coloring helps camouflage them.

The spots disappear when the kittens are about eight months old. Kittens also have curly tails, which straighten out as they get older.

The kittens are born with blue eyes, which stay closed for about the first two weeks. Their eye color soon changes to yellow.

Kittens are totally dependent on their mother for food. They nurse for up to three months. Immediately after birth, and often in the next few weeks, the female licks the kittens to clean their fur. This helps them stay safe from enemies that might find the den site by **detecting** the scent of the newborn kittens.

If a female cougar thinks that her kittens are in danger in a **particular** spot, she often finds a new hiding place and moves them. A mother cougar will do whatever is necessary to keep the kittens away from dangerous predators, or enemies, such as wolves.

When the mother leaves to hunt for food, the kittens stay hidden and quiet at the den site. When the kittens are about two months old, their teeth have grown and they nurse less. Their mother begins to bring them food every two or three days. The mother makes no special effort to catch small prey for her small offspring. At first, the young kittens just want to play with the food, no matter what she brings. One of the first lessons the mother teaches her kittens is how to eat this new food.


By example, she shows them how to bite, how to tear meat off the bone, and how to chew. She also teaches the kittens that their rough tongues are good for cleaning the meat off bones. After about six months the kittens are good at eating this food, and they begin to explore away from the den site.

ANALYZE THE TEXT

Explain Scientific Ideas What ideas has the author shared about cougar kitten development on these two pages? How do these ideas relate to what you have learned about the lives of adult cougars?

This young cougar still has some of its baby spots. It is practicing stalking its prey.









The kittens stay with their mother for about eighteen months. During this time, she teaches them many things about surviving in their habitat. As the kittens **mature**, the mother cougar takes them hunting. They learn how to find and carefully follow prey. This is called stalking.


They also learn when to pounce, or jump out suddenly, to capture the prey. They are taught how to hide their kill and protect it from other animals. With a lot of practice, they learn to hunt for themselves.

Then, the young cougars go out on their own to find a territory and a mate. If they find a good habitat with plenty of prey animals and water in the area, cougars may live about eight to ten years.



Cougar eyesight may be five times better than human eyesight.





Dig Deeper

Use Clues to Analyze the Text

Use these pages to learn about Main Ideas and Details, Explaining Scientific Ideas, and Domain-Specific Vocabulary. Then read "Cougars" again to apply what you learned.

Main Ideas and Details

Informational texts, such as "Cougars," contain several main ideas and supporting details. A **main idea** is a major point brought out in the text or in a section of the text. Sometimes, a main idea is stated directly. If it is not stated directly, the reader must look at the information in that part of the text to infer, or guess, the main idea.

Supporting details are key facts, examples, descriptions, and other text evidence used to develop each main idea. For example, the main idea of the third paragraph on page 298 is that cougars have different layers of hair. The supporting details name and explain the purpose of each layer. As you revisit "Cougars," identify main ideas and details, and use them to summarize the text.



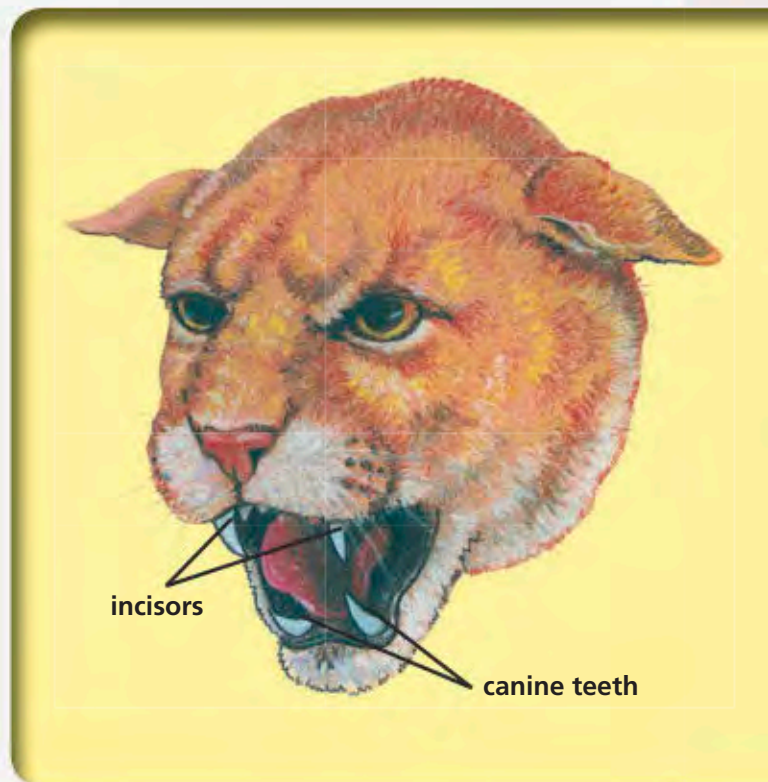
Explain Scientific Ideas

The purpose of most informational texts is to inform, or to share knowledge about a topic with readers. When that topic is related to science, the author carefully explains scientific ideas in ways that will help readers gain a solid understanding. For example, the author of “Cougars” uses clear, descriptive details to explain the ideas of cougar behavior and development.



Domain-Specific Vocabulary

Authors of informational texts often use **domain-specific words**. These are words from the content area that they are writing about—such as social studies, art, or science. Using domain-specific vocabulary enables authors to explain ideas precisely. It also shows the author’s expertise or familiarity with the subject and lends credibility to his or her writing.



Your Turn

RETURN TO THE ESSENTIAL QUESTION



Review the selection to prepare to discuss this question: *What can a scientist learn by observing the behaviors of a particular animal?* As you discuss, take turns reviewing each other's key points.




Classroom Conversation

Continue your discussion of "Cougars" by using text evidence to explain your answers to these questions:

- 1 How do you think the author feels about cougars? Why?
- 2 What did you learn about cougars in this selection that surprised you?
- 3 What qualities do scientists who observe animals need to have?

WHAT DOES IT MEAN?

Look It Up The author of "Cougars" uses many domain-specific words. These words, such as *prey*, *whiskers*, *muzzle*, *vocalizations*, *matted*, *carnassial*, and *canine*, are directly related to the subject of cougars. Choose five domain-specific words from the text. Look them up in a print or digital dictionary. Write a new sentence for each word. Then share your sentences with a partner.



Performance Task

WRITE ABOUT READING



Response The last section of the text is about mother cougars and their kittens. Would you agree that one of the main ideas of this section could be stated as “mother cougars know best”? Write a paragraph explaining your opinion about the main ideas of this section of text. Show how the details in the text support the main ideas. Use specific quotations to develop your paragraph.



Writing Tip

State your opinion at the beginning of your paragraph. Be sure to include a conclusion that restates this opinion and makes it memorable for readers.

POETRY


 GENRE

Poetry uses the sounds and rhythms of words to suggest images and express feelings in a variety of forms.

 TEXT FOCUS

Alliteration Poets often use repeating consonant sounds at the beginnings of words. Doing so draws attention to vivid images that appeal to the senses.

"Purr-fectio'n"

Have you ever wondered how a cat uses its keen eyesight and hearing for detecting mice? Have you ever wished you could be a cat, napping in perfect contentment? From ferocious tigers to timid tabbies, cats have always fascinated people. The reasons may vary from person to person and culture to culture.

There are few animals that have inspired poets as much as cats. As you read the following poems, notice how the poets have tried to capture the particular way cats move, their mysterious nature, and their entertaining antics.

Tiger

by Valerie Worth

The tiger
Has swallowed
A black sun,

In his cold
Cage he
Carries it still:

Black flames
Flicker through
His fur,

Black rays roar
From the centers
Of his eyes.



A Tomcat Is

by J. Patrick Lewis

Nightwatchman of corners
Caretaker of naps
Leg-wrestler of pillows
Depresser of laps

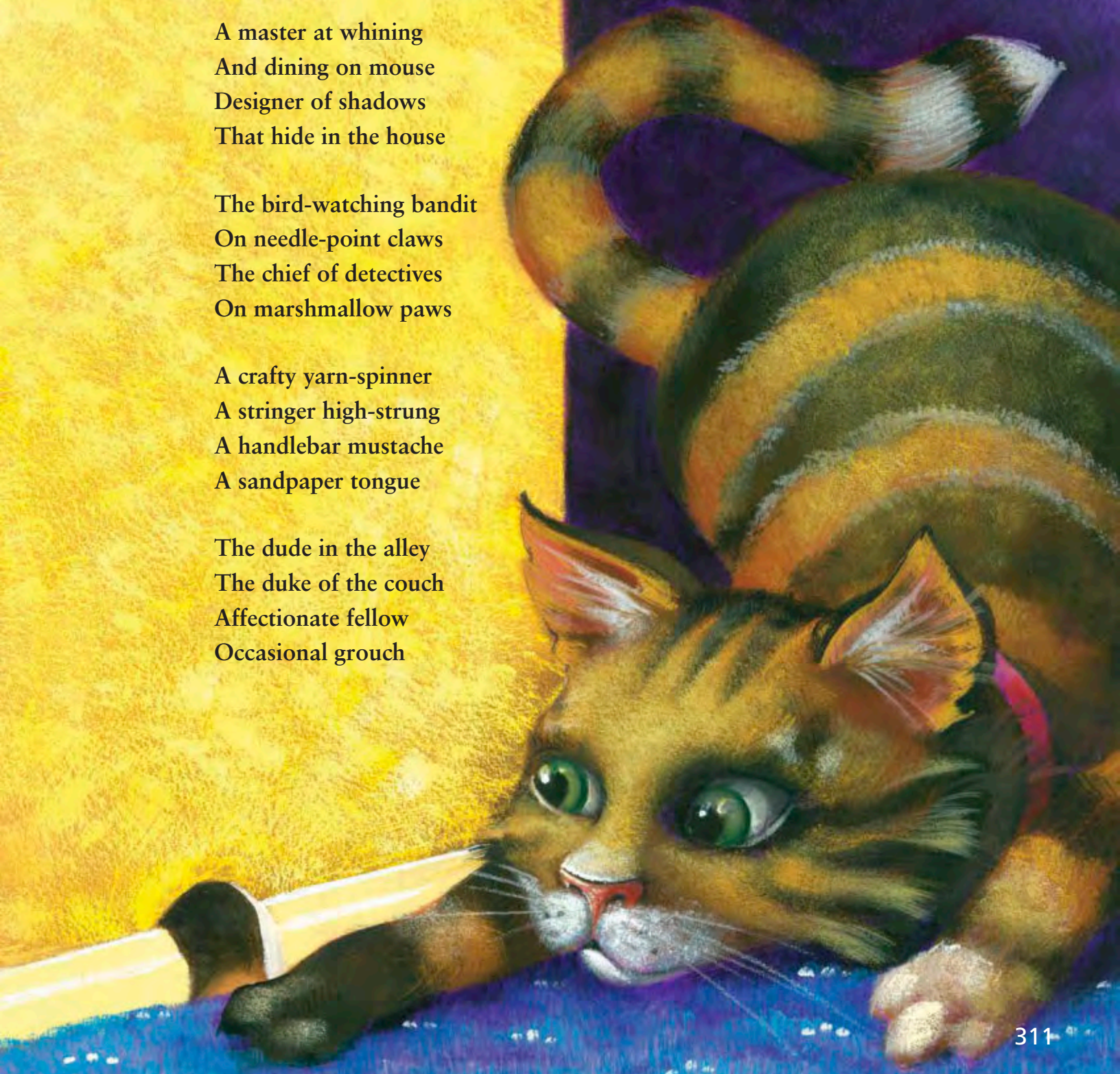
A master at whining
And dining on mouse
Designer of shadows
That hide in the house

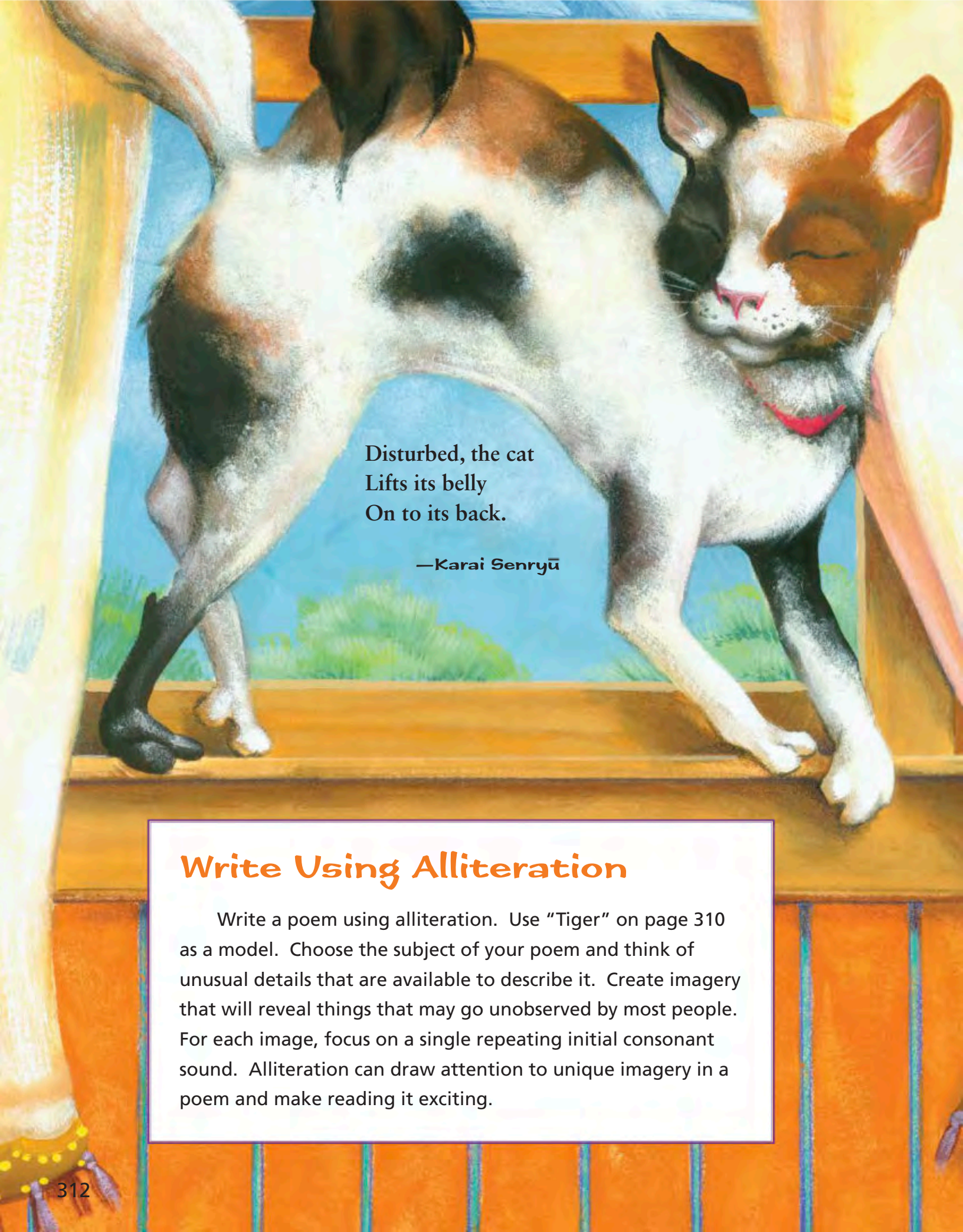
The bird-watching bandit
On needle-point claws
The chief of detectives
On marshmallow paws

A crafty yarn-spinner
A stringer high-strung
A handlebar mustache
A sandpaper tongue

The dude in the alley
The duke of the couch
Affectionate fellow
Occasional grouch

As male cats mature from kittens to tomcats, they take on different traits. The imagery in this poem describes all the different things a tomcat can resemble.






Disturbed, the cat
Lifts its belly
On to its back.

—Karai Senryū

Write Using Alliteration


Write a poem using alliteration. Use “Tiger” on page 310 as a model. Choose the subject of your poem and think of unusual details that are available to describe it. Create imagery that will reveal things that may go unobserved by most people. For each image, focus on a single repeating initial consonant sound. Alliteration can draw attention to unique imagery in a poem and make reading it exciting.



Compare Texts

TEXT TO TEXT

Analyze Writers' Approaches The author of "Cougars" and the poets in "Purr-fectio'n" write about the traits and behaviors of cats. Compare and contrast the representations of cats in "Cougars" and in one of the "Purr-fectio'n" poems. Use evidence from both selections to support your points. Pay special attention to the writers' uses of sensory details, figurative language, and sound.



TEXT TO SELF

Respond to a Poem Rhyme is a technique used by many poets. Quietly read the poem "A Tomcat Is" to yourself a few times. What rhyming words do you hear, and where? How do the rhymes affect the way you read the poem? Do you think they enhance the poem's imagery? How might you use this technique when writing your own poems? Discuss these questions with a partner.

TEXT TO WORLD

Compare and Contrast Texts Both "Quest for the Tree Kangaroo" (Lesson 6) and "Cougars" contain information about wild animals. How is the presentation of concepts, information, and other details in "Quest for the Tree Kangaroo" different from or similar to the presentation of these elements in "Cougars"? Support your answer with specific references to both texts. What did you learn about animals in the wild that you didn't know before?



Grammar

Direct Quotations **Direct quotations** give a speaker's or an author's exact words. They can be used when writing story dialogue and when quoting from a text to support ideas in an essay or a research report. Capitalize the first word, and use a comma and quotation marks to set off a direct quotation from the other words in a sentence. At the end of a direct quotation, put a comma or other punctuation inside the quotation marks.

Interjections To show a speaker's strong emotion, or to make a character's voice more lively, include an **interjection** such as *Hey* or *Wow*, and punctuate it with a comma or an exclamation point.

Direct Quotations and Interjections

Ravindra said, "I can recognize cougar tracks." He was on a hike with his friends Paula and Bethany.

"Draw a sketch of a print," said Paula. She handed Ravindra her sketch pad and a pencil.

"Hey, I see a cougar print!" shouted Bethany.

Try This!

With a partner, talk about what you would capitalize and punctuate in these sentences. Then identify each interjection and explain its function in the sentence.

- 1 Sam asked are you sure it's a cougar print
- 2 Belinda replied it looks just like the one in the book.
- 3 Wow we have to tell people about this exclaimed Andre.
- 4 I will take a photo of the print said Nell.

To let readers know which words are a speaker's exact words, make sure quotation marks, commas, and end punctuation are placed correctly. When you are writing dialogue, start a new paragraph each time the speaker changes, making sure to indent the first line. Any interjections can be set off with a comma or can stand alone with an exclamation point.



Incorrect

I saw a cougar, Tom said.
"Where was it? asked Lin."
Pete said "you just saw a housecat"
Tom yelled", No It was a cougar"!

Correct


"I saw a cougar," Tom said.
"Where was it?" asked Lin.
Pete said, "You just saw a housecat."
Tom yelled, "No! It was a cougar!"

Connect Grammar to Writing

As you edit your research report, make sure you have written direct quotations and interjections correctly. Check for both capitalization and punctuation errors. Correct any errors you find.

Reading-Writing Workshop: **Revise**

Informative Writing

 **Conventions** In a research report, good writers are careful not to copy sentences or phrases from their sources. As you revise your report, use synonyms—different words with similar meanings—to help you rephrase quotes from your sources.

Josie drafted her report on the sinking of the *Andrea Doria*. Later, she rephrased sentences that she had accidentally copied and she made sure her spelling, grammar, and punctuation were correct. She made other revisions to improve her writing, as well.

Revised Draft

The night was foggy, and each ship was using its radar to navigate.

~~The Andrea Doria was surrounded by a fog~~

~~bank. When radar showed another ship (the~~

The Andrea Doria's radar showed the

~~Stockholm) nearby, she continued her course. Stockholm nearby, but the crew decided not to turn the ship.~~

Eventually, the ships got close enough to see

each other through the fog, and the captains

realized they were too close to avoid a crash.

The bow, or front end, of the Stockholm

"slammed into the

~~The Stockholm's bow ripped into the side of~~

Andrea Doria's side."








~~the Andrea Doria.~~

Writing Process Checklist

Prewrite

Draft

▶ Revise

-  Does my first paragraph introduce the main ideas in an interesting way?
-  Did I use correct spelling, grammar, and punctuation?
-  Did I develop my topic with facts, details, and examples?
-  Did I use transitions to link ideas?
-  Did I use quotations and domain-specific words and their definitions?
-  Does my conclusion sum up my main ideas?
-  Did I include an accurate list of sources?

Final Copy

A Successful Rescue

by Josie Teicher

It was the night of July 25th, 1956. A terrible accident was about to happen. An Italian ship, the *Andrea Doria*, and a Swedish ship, the *Stockholm*, were headed straight for each other.

The night was foggy, and each ship was navigating by radar. The *Andrea Doria's* radar showed the *Stockholm* nearby, but the crew decided not to turn the ship. Eventually, the ships got close enough to see each other through the fog, and the captains realized they were too close to avoid a crash. The bow, or front end, of the *Stockholm* "slammed into the *Andrea Doria's* side."

The *Andrea Doria* put out an SOS, which is a radio call for help. The *Ile de France* arrived just three hours after the crash. It was able to rescue hundreds of *Andrea Doria* passengers. Even the *Stockholm* was able to rescue people because it was damaged but not sinking.

Partly because the *Andrea Doria* took so long to sink, all but forty-six of the 1,706 people on board were saved. This sea rescue was one of the most successful in history.

Reading as a Writer

In what other ways could Josie have reworded the sentences she copied? How can you reword any copied sentences in your report?

In my final paper, I included facts, definitions, details, and a quotation. I also made sure to avoid plagiarism by rephrasing sentences I had copied from sources during my research.



- ▶ Writing to Sources
- ▶ Writing Informative Texts: Use Facts and Examples
- ▶ Writing Informative Texts: Organize Your Information

Write an Informational Essay

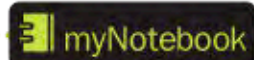
TASK In *Quest for the Tree Kangaroo*, you read about how a group of research scientists study and work to protect a rare animal. In *Everglades Forever*, you read about a group of students who explore the Everglades in order to learn how they can help preserve it. You have also read about preserving natural environments in *National Parks of the West*.

Think about the information in the texts you just read. Now, write an essay that explains what people have done to protect natural areas and wildlife. Use ideas from *Quest for the Tree Kangaroo*, *Everglades Forever*, and *National Parks of the West* in your essay. Your essay will be read by your classmates and your teacher.

Make sure your essay

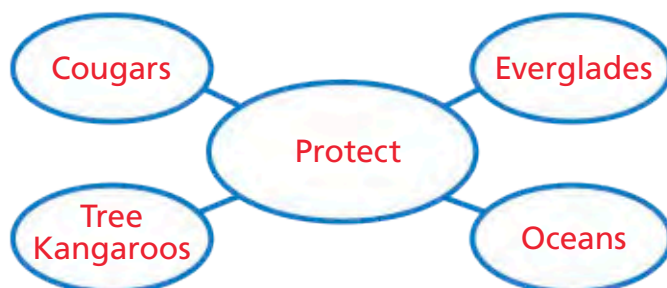
- clearly introduces your topic.
- is organized by grouping related information logically.
- develops your topic with facts, details, and other information related to the topic.

PLAN



Use the annotation tools in your eBook to gather evidence to support your ideas.

Gather Information What are some places people have tried to protect? What are some of the animals that need protecting? Revisit the texts to find this information.



Write Your Essay Now begin working on your essay. Use the flow chart and what you have already learned about writing an informational essay to write your draft.

Write your rough draft in *myWriteSmart*. Focus on getting your ideas down rather than perfecting your word choices.

BEGINNING

Write the beginning of your essay. Introduce your **topic** clearly and explain the particular **focus** of the essay. Be sure to **organize** related information logically. Make sure each **main idea** has its own paragraph.

MIDDLE

Develop your topic with **facts** and **definitions** related to the topic. Use **details** and **evidence** from the texts to support your **ideas**. Remember to use **quotation marks** to indicate words or phrases that are directly from the text. Use **transitions** to link your ideas. Use **precise language** and include **domain-specific vocabulary** to explain your topic.

ENDING

Provide a strong **conclusion** for your essay. Be sure to sum up the important facts that you presented and show how they relate to your topic.

REVISE



Review Your Draft Remember that the revision and editing steps give you a chance to look carefully at your writing and make changes. Work with a partner to determine whether your informational essay clearly introduces your topic, organizes information logically, develops the topic using facts and details, and provides a concluding section that sums up the facts presented.

Have your partner review your essay in *myWriteSmart* and note where the essay is not clear. Discuss how to make improvements.

Purpose and Organization	Evidence and Elaboration	Conventions
<input checked="" type="checkbox"/> Did I introduce my topic clearly?	<input checked="" type="checkbox"/> Did I develop my topic with facts and details?	<input checked="" type="checkbox"/> Does my essay include a variety of complete sentences?
<input checked="" type="checkbox"/> Did I explain the focus of my essay?	<input checked="" type="checkbox"/> Are my ideas supported by details and evidence from the texts?	<input checked="" type="checkbox"/> Have I used quotation marks to show that the words are directly from the text?
<input checked="" type="checkbox"/> Is my information organized in a logical way?	<input checked="" type="checkbox"/> Did I use transitions to link my ideas?	<input checked="" type="checkbox"/> Is my spelling, punctuation, and capitalization correct?
<input checked="" type="checkbox"/> Do I have a strong conclusion that sums up my ideas?	<input checked="" type="checkbox"/> Have I used precise language and domain-specific vocabulary?	

PRESENT

Create a Finished Copy Write or type a final copy of your essay. You may want to include photographs or other graphics. Choose a way to share your essay with your classmates. Consider these options.

1. Read aloud your essay to your classmates. Be sure to speak clearly and at an understandable pace.
2. Publish your essay on a school website or blog and ask for feedback from readers.
3. Publish your essay using presentation software. Make it available for your classmates to view.